

BAX® System

PCR Assay for *Cronobacter* (*E. sakazakii* spp.)

Harmful pathogens like *Cronobacter* have no place in food and nutraceutical products, especially for products like infant formula that are intended for such a vulnerable consumer base. Traditional methods to detect these harmful pathogens can be labor intensive, subjective, and time consuming. The BAX® System PCR Assay for *Cronobacter* (*E. sakazakii*) overcomes these obstacles through rapid, DNA-based detection of these harmful pathogens that enable quick product release and confident decision making.



Features & Benefits:

- Clear yes-or-no results in less than 23 hours for environmental sponges
- Compatible with many other BAX® System assays for efficient processing
- Carefully designed primers target specific genetic sequences possessed only by the target organisms
- Validated to perform as well or better than standard reference methods
- Minimal components and simplified workflows to maximize efficiency and ease-of-use
- Internal controls included in every test to validate results even in absence of target

Validations, Certifications and Approvals:

- **Health Canada MLFP-27**
Validated for dry dairy ingredients,
soy ingredients, environmentals-food production,
powdered infant formula

KEYdiagnostics

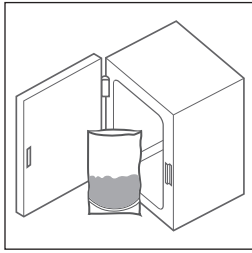
T: 02 8212 4074 F: 02 9423 6992
info@keydiagnostics.com.au
www.keydiagnostics.com.au
PO Box 1038, Gympie, NSW, 2227

Hygiena Product Code	Legacy Order Code	Description	Quantity
KIT2001	D11801836	BAX® System PCR Assay for <i>Cronobacter</i> (<i>E. sakazakii</i>)	96 tests per kit

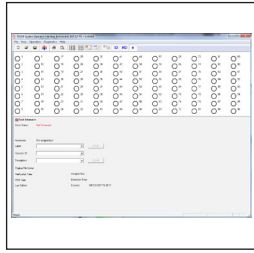


Find support documents, instructional videos, and more at www.hygiena.com

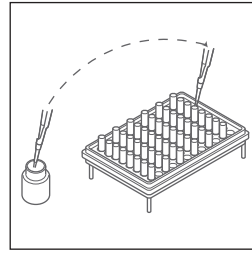
BAX® System Protocol



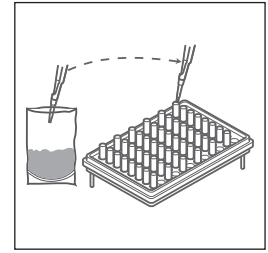
Enrich Samples.



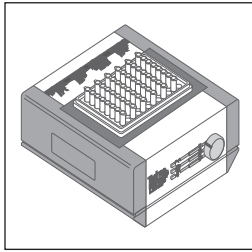
Create rack file and warm up cycler.



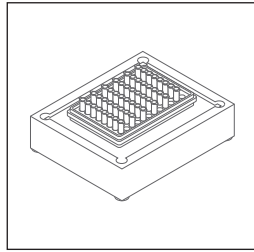
Mix protease with lysis buffer and transfer 200 µL of mixture to cluster tubes.



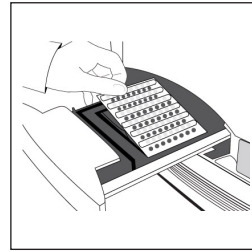
Transfer 5 µL sample enrichment to cluster tubes.



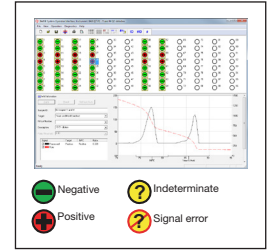
Place samples on automated thermal block for lysis and cooling.



Transfer 50 µL of lysed sample to PCR tubes in cooling block.



Place sealed PCR tubes in cyclor and run program.



Review results.

Related Products

BAX® System Real-Time PCR Assay for *Staphylococcus aureus*

Harnesses the power of the polymerase chain reaction to detect *Staph aureus* in food and environmental samples with minimal operator handling.

Hygiena™ Dehydrated Culture Media (BPW)

Buffered Peptone Water is a non-selective pre-enrichment medium used to help improve the recovery of *Salmonella* and *Cronobacter*.

Hygiena Product Code	Legacy Order Code	Description	Quantity
KIT2020	D12762689	BAX® System Real-Time PCR Assay for <i>Staphylococcus aureus</i>	96 tests per kit
MED2011	D15452596	Hygiena™ Dehydrated Culture Media (BPW)	500g



Find support documents, instructional videos, and more at www.hygiena.com